



Frontier Electronics Corp.

667 E. COCHRAN STREET, SIMI VALLEY, CA 93065

TEL: (805) 522-9998 FAX: (805) 522-9989

E-mail: frontiersales@frontierusa.com

Web: <http://www.frontierusa.com>

1WATT MELF ZENER DIODE

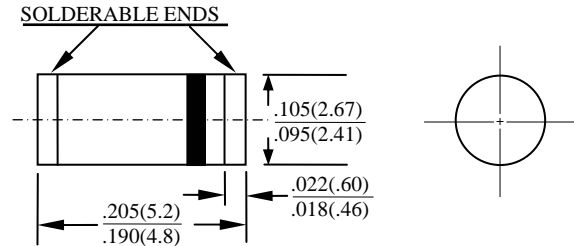
DL4728A-LFR THRU DL4753A-LFR

FEATURES

- LOW COST
- SMALL SIZE
- ROHS

MECHANICAL DATA

- CASE: MELF, DIMENSIONS IN INCHES AND (MILLIMETERS)
- TERMINALS: SOLDERABLE PER MIL-STD -202, METHOD 208
- POLARITY: COLOR BAND DENOTES CATHODE
- MOUNTING POSITION: ANY
- WEIGHT: 0.135 GRAMS



MAXIMUM RATINGS AND ELECTRICAL CHARACTERISTICS RATINGS AT 25°C AMBIENT TEMPERATURE UNLESS OTHERWISE SPECIFIED STORAGE AND OPERATING TEMPERATURE RANGE -55 TO + 150°C

ELECTRICAL CHARACTERISTICS (TA=25°C UNLESS OTHERWISE NOTED) VF=1.2V MAX, IF = 200mA FOR ALL TYPES								
JEDEC TYPE NO	NOMINAL ZENER VOLTAGE Vz @ IzT VOLTS	TEST CURRENT IzT mA	MAXIMUM ZENER IMPEDANCE			LEAKAGE CURRENT		SURGE CURRENT @ TA=25°C Ir - mA
			ZzT @ IzT OHMS	Zzk @ Izk OHMS	Izk mA	Ir μA MAX	Vr VOLTS	
DL4728A-LF	3.3	76	10	400	1	100	1	1380
R	3.6	69	10	400	1	100	1	1260
DL4729A-LF	3.9	64	9	400	1	50	1	1190
R	4.3	58	9	400	1	10	1	1070
DL4730A-LF	4.7	53	8	500	1	10	1	970
R	5.1	49	7	550	1	10	1	890
DL4731A-LF	5.6	45	5	600	1	10	2	810
R	6.2	41	2	700	1	10	3	730
DL4732A-LF	6.8	37	3.5	700	1	10	4	660
R	7.5	34	4	700	0.5	10	5	605
DL4733A-LF	8.2	31	4.5	700	0.5	10	6	550
R	9.1	28	5	700	0.5	10	7	500
DL4734A-LF	10	25	7	700	0.25	10	7.6	454
R	11	23	8	700	0.25	5	8.4	414
DL4735A-LF	12	21	9	700	0.25	5	9.1	380
R	13	19	10	700	0.25	5	9.9	344
DL4736A-LF	15	17	14	700	0.25	5	11.4	304
R	16	15.5	16	700	0.25	5	12.2	285
DL4737A-LF	18	14	20	750	0.25	5	13.7	250
R	20	12.5	22	750	0.25	5	15.2	225
DL4738A-LF	22	11.5	23	750	0.25	5	16.7	205
R	24	10.5	25	750	0.25	5	18.2	190
DL4739A-LF	27	9.5	35	750	0.25	5	20.6	170
R	30	8.5	40	1000	0.25	5	22.8	150
DL4740A-LF	33	7.5	45	1000	0.25	5	25.1	135
R	36	7.0	50	1000	0.25	5	27.4	125
DL4741A-LF								
R								
DL4742A-LF								
R								
DL4743A-LF								
R								
DL4744A-LF								
R								

NOTE : SUFFIX "A" FOR ±5%

RATINGS AND CHARACTERISTIC CURVES DL4728A-LFR THRU DL4753A-LFR

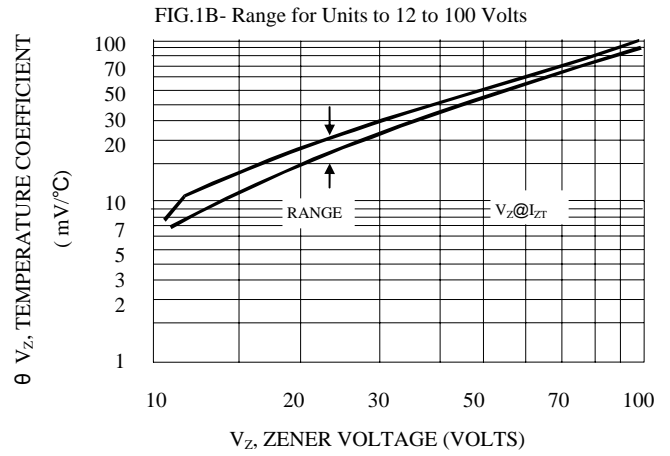
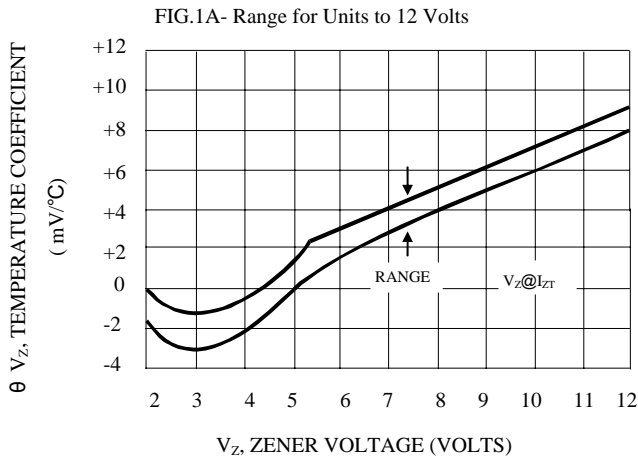


Figure 2. Temperature Coefficients (-55°C to +150°C temperature change; 90% of the units are in the ranges indicated.)

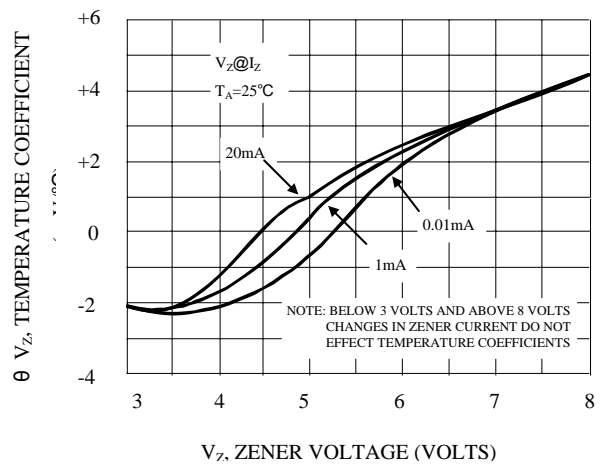
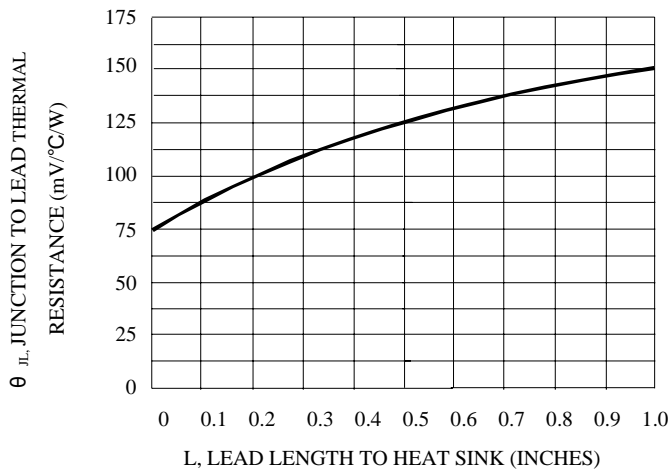


Figure 3. Typical Thermal Resistance versus Lead Length

Figure 4. Effect of Zener Current

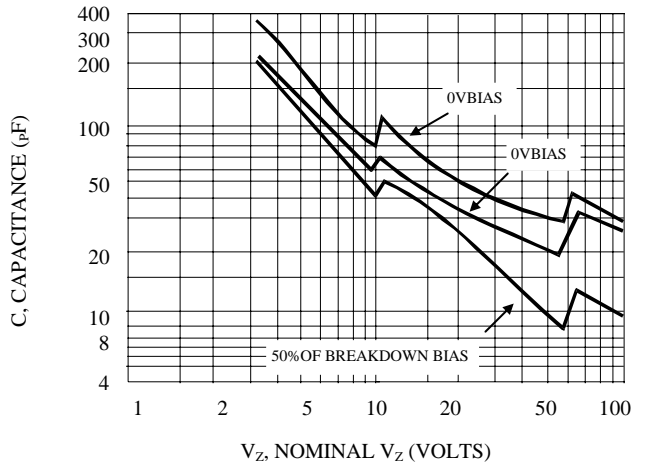
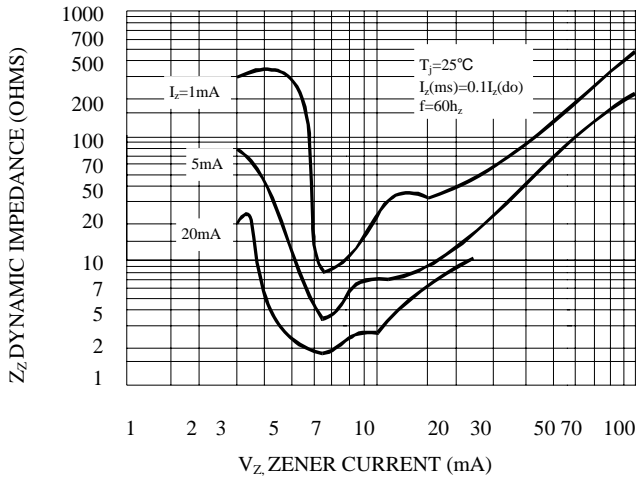


Figure 7 - Power Temperature Derating Curve

